



**June 18, 2024**  
**Dual Primary Election**

# **Post-Election Report**



---

Office of Voter Registration and Elections  
2100 Clarendon Boulevard, Suite 320 Arlington, VA 22201  
Phone: 703 -228-3456 | Fax: 703-228-3659 | TTY: 703-228-4611  
[vote.arlingtonva.gov](http://vote.arlingtonva.gov) | [voters@arlingtonva.us](mailto:voters@arlingtonva.us)

Revised 7.9.24

# Historical Comparison

## Democratic Primary

This was a Democratic Primary Election for the office of County Board (1 seat). Turnout was similar to the Special Election for County Board held on July 7, 2020. No Excuse Absentee Voting was introduced in November 2020 and the Covid-19 Pandemic led to an increase in Absentee Mail Ballot applications in 2020.

Election	Registered Voters	Total Voting	Percent Voting	Total Before Election	Percent Before Election
2018	150,457	11,683	8%	868	7%
2020	158,965*	19,992	13%	10,301	52%
2024	160,811	20,338	12%	9,169	45%

## Republican Primary

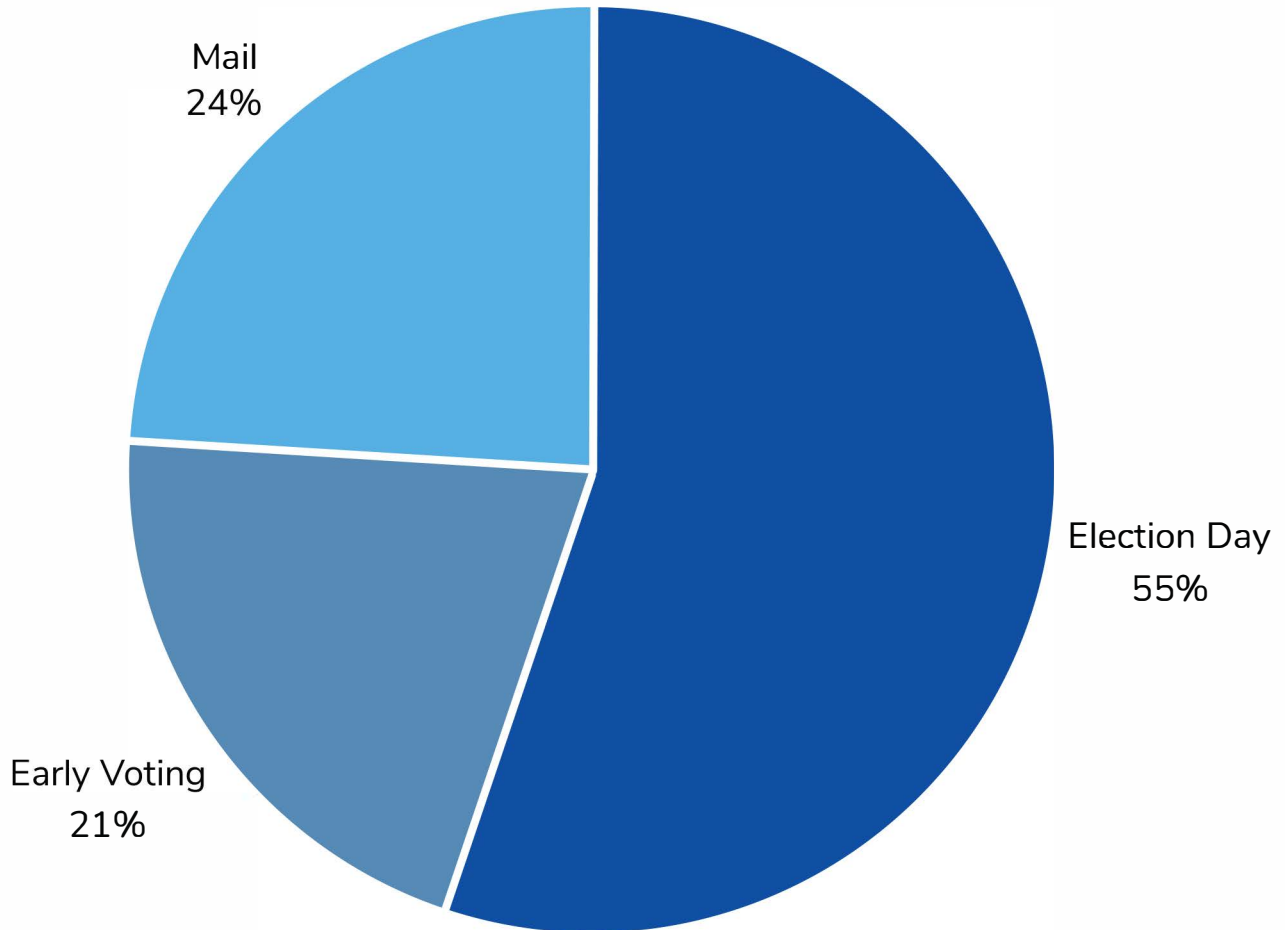
This was a Republican Primary for the office of U.S. Senate. Turnout was similar to the previous Republican Primaries for U.S. Senate in 2020 and 2012. No Excuse Absentee Voting was introduced in November 2020 and the Covid-19 Pandemic led to an increase in Absentee Mail Ballot applications in 2020.

Election	Registered Voters	Total Voting	Percent Voting	Total Before Election	Percent Before Election
2012	125,544	3,668	3%	125	3%
2020	157,729	3,680	2%	811	22%
2024	160,811	2,421	1.5%	914	36%

\*Note, the Democratic Primary for County Board in 2020 was a special election in July and the total number of registered voters differs from the U.S. Senate Republican Primary held in June 2020.

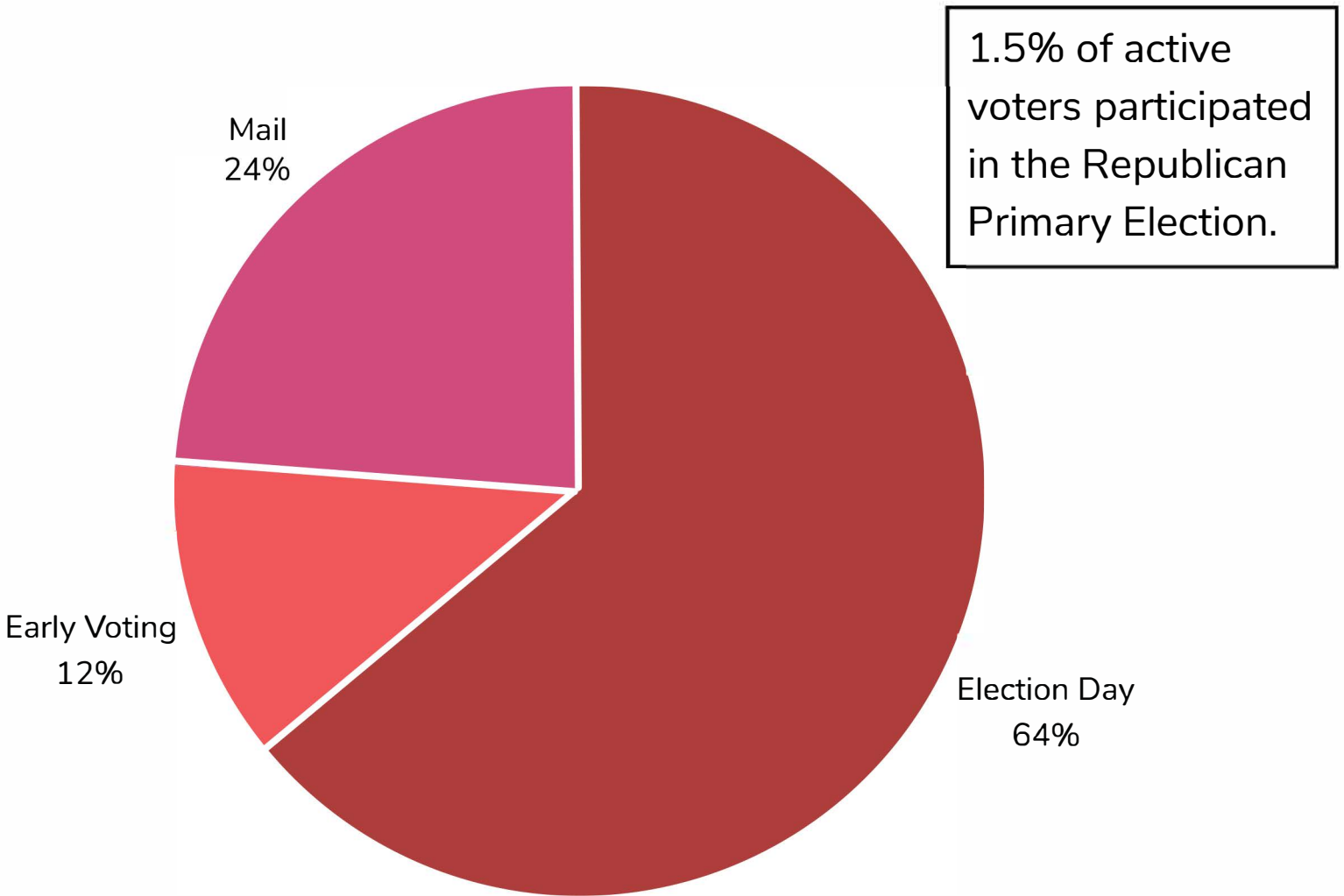
# Democratic - Voter Turnout & Method

12% of active voters participated in the Democratic Primary Election.



<b>Ballots Cast</b>	<b>20,338</b>
Election Day (includes Provisionals)	11,306
Early Voting	4,242
Mail (includes Post Election)	4,790
<b>Active Voters</b>	<b>160,811</b>

# Republican - Voter Turnout & Method



<b>Ballots Cast</b>	<b>2,421</b>
Election Day (includes Provisionals)	1,533
Early Voting	299
Mail (includes Post Election)	589
Active Voters	160,811

# Early Voting

## Early Voting Site Turnout

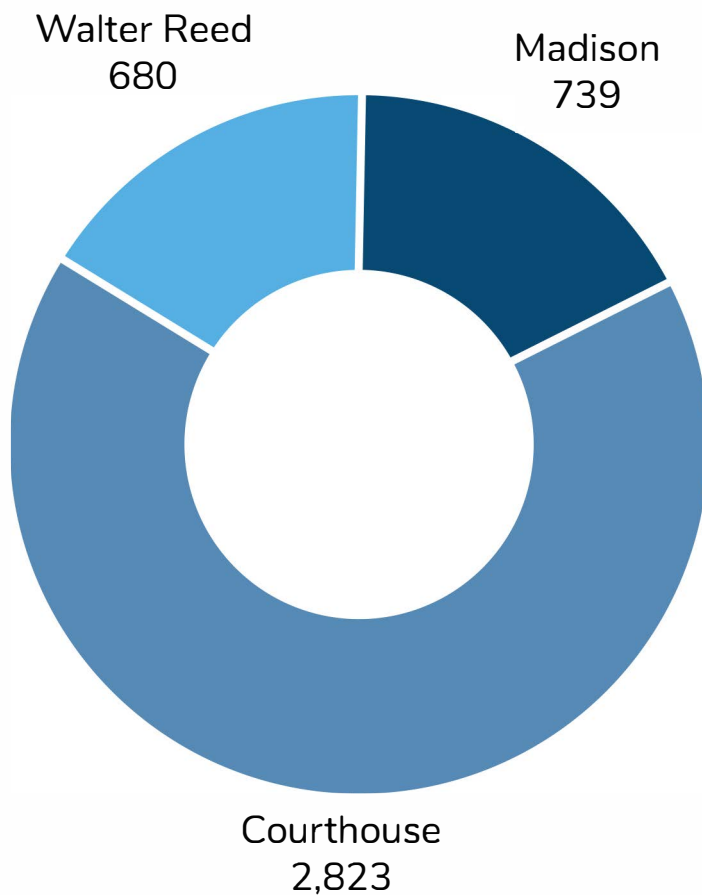
3 Early Voting sites were open for this election. The main site at 2100 Clarendon Blvd was open Monday-Friday from May 3-June 15, with extended hours on June 8, 11, 13, and 15.

Two additional satellite Early Voting sites were opened at Madison and Walter Reed Community Centers on June 8, 11, 13, and 15.

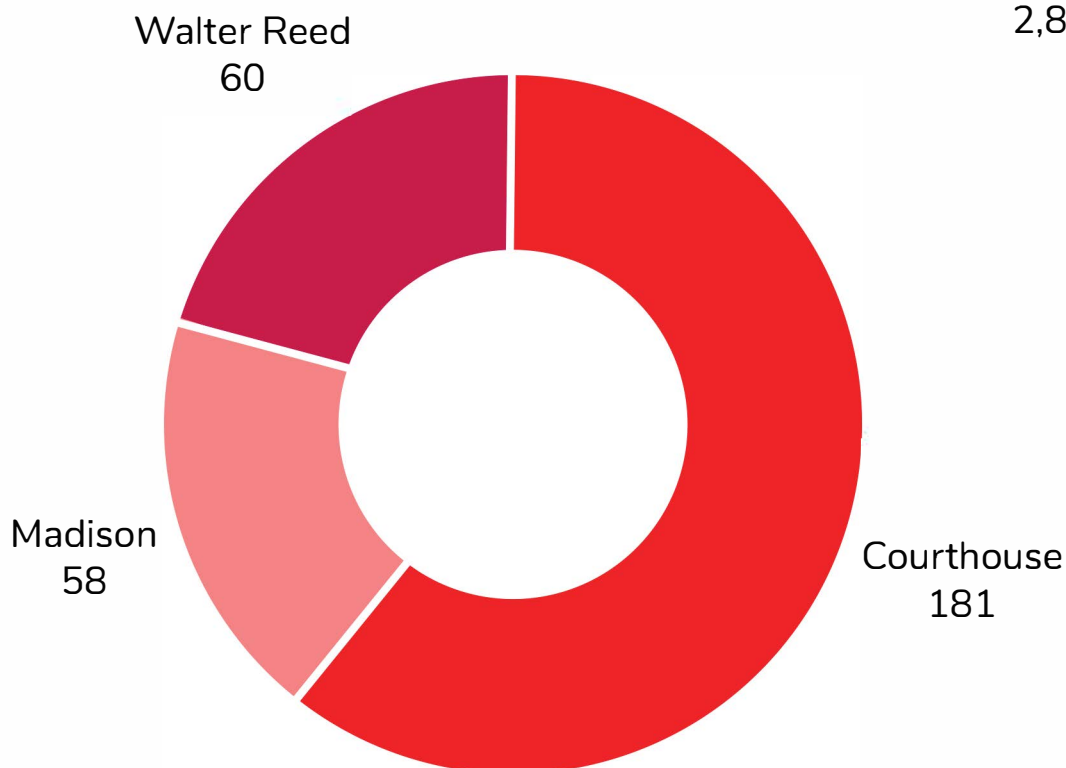
## Voter Wait Times

Wait times were 0-5 minutes.

## Democratic Primary



## Republican Primary



# Vote-by-Mail

## Democratic Primary

10,184 Democratic Primary ballots were mailed to voters who requested one. This includes reissued ballots (ballots reported lost or spoiled) and email ballots (UOCAVA and ADA voters). 9,126 ballots mailed were from the Permanent Absentee (PAB) List.

4,790 ballots were counted. 112 ballots were exchanged so that the voter could vote in person. 32 ballots were rejected. 93% of ballots returned were mailed from the Permanent Absentee (PAB) List.

<b>Ballots Mailed</b>	<b>10,184</b>
• PAB Mailed	9,126
<b>Counted</b>	<b>4,790</b>
<b>Mail Ballots Exchanged for In-Person Voting</b>	<b>112</b>
<b>Rejected</b>	<b>32</b>

<b>Ballots Mailed</b>	<b>1,425</b>
• PAB Mailed	1,242
<b>Counted</b>	<b>589</b>
<b>Mail Ballots Exchanged for In-Person Voting</b>	<b>18</b>
<b>Rejected</b>	<b>4</b>

## Republican Primary

1,425 Republican Primary ballots were mailed to voters who requested one. This includes reissued ballots (ballots reported lost or spoiled) and email ballots (UOCAVA and ADA voters). 1,242 ballots mailed were from the Permanent Absentee (PAB) List.

589 ballots were counted. 18 ballots were exchanged so that the voter could vote in person. 4 ballots were rejected. 90% of ballots returned were mailed from the Permanent Absentee (PAB) List.

## UOCAVA

UOCAVA is a special category of mail ballot voters. These are voters who are either in the military or reside overseas. These voters are eligible to receive their ballots by mail or email.

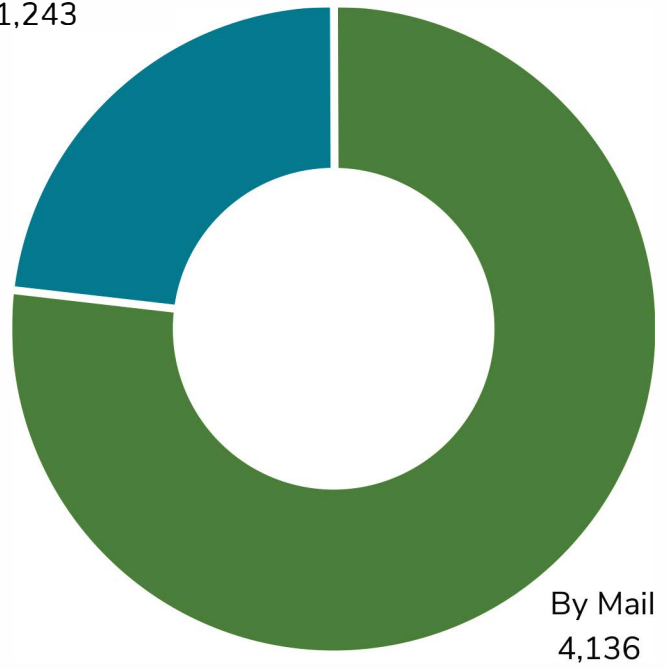
## ADA

In August 2020, Virginia entered into an agreement to allow print disabled voters the ability to use the online tool for UOCAVA voters to mark their ballots from home.

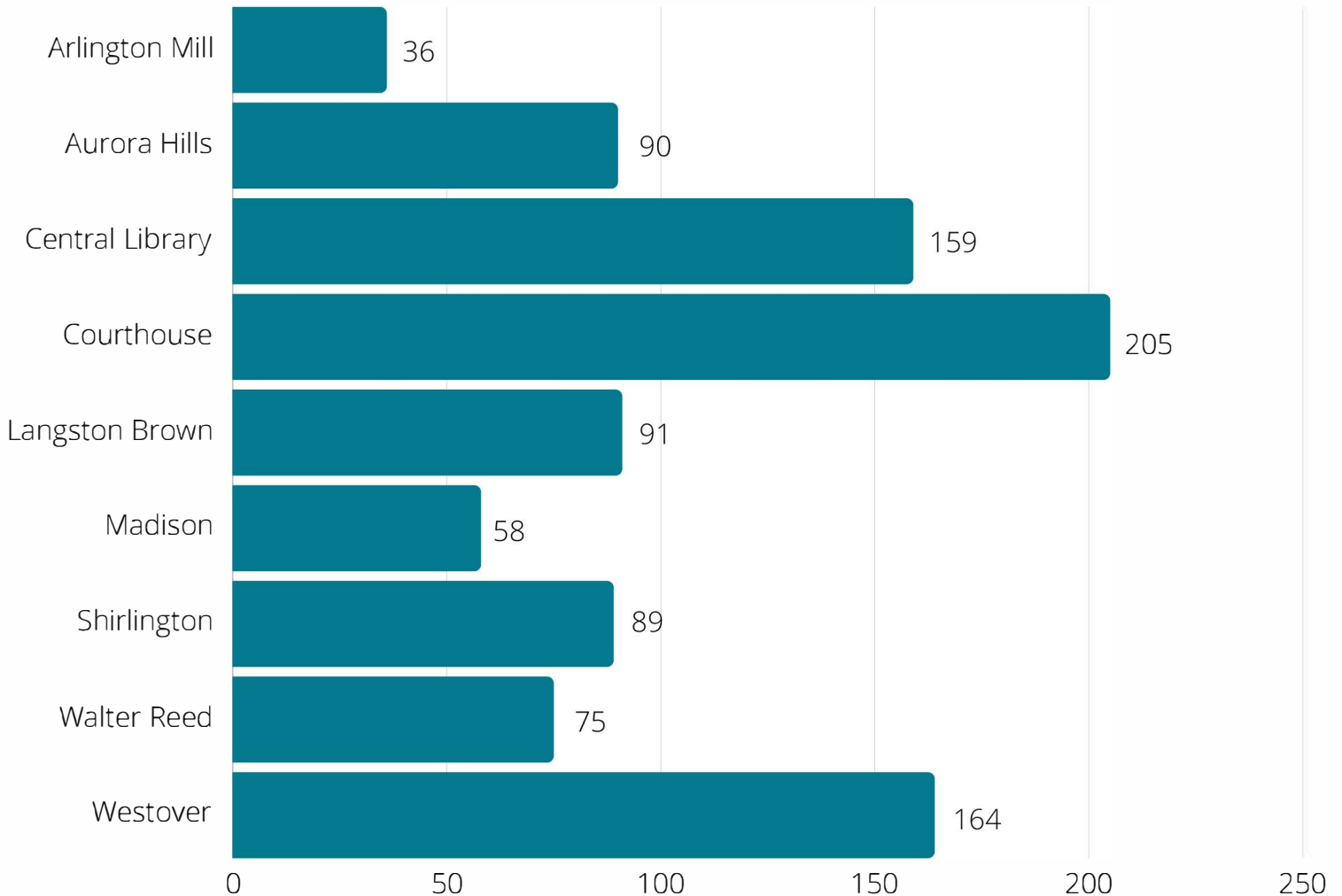
## Return Method

Nine 24-hour drop boxes were available from May 6 to June 18, 2024. Drop boxes were also available at the 3 Early Voting and 54 Polling Locations while the sites were open for in-person delivery. 1,243 ballots were returned using a drop box. This includes 276 returned to polling places on Election Day and 77 returned at Early Voting sites.

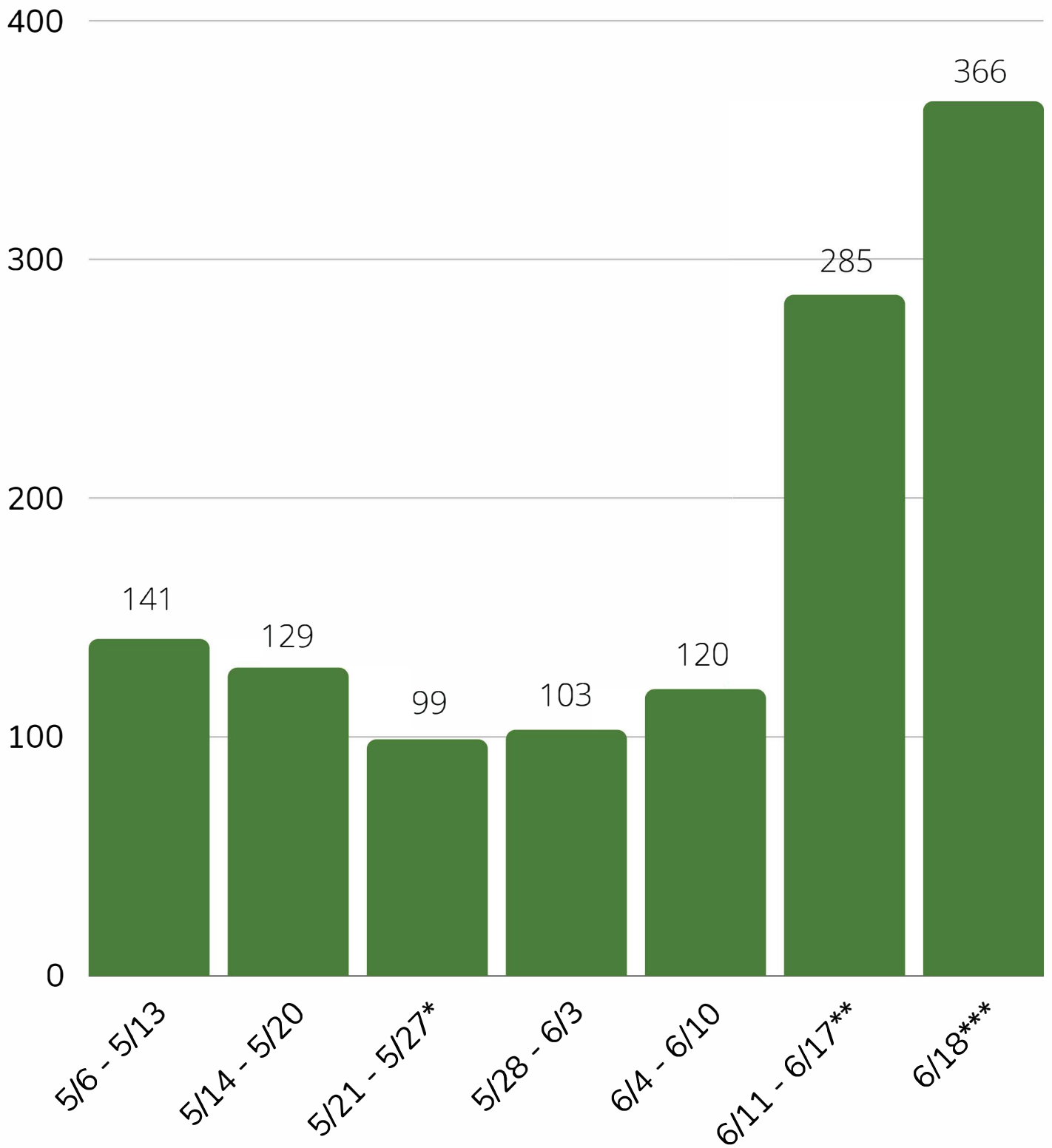
In Person/Drop Box  
1,243



## Ballots Received at 24-Hour Drop Boxes



## Mail Ballots Received in 24-Hour, Early Voting, and Precinct Drop Boxes Per Week



\*Memorial Day Weekend

\*\* Early Voting Satellites Open

\*\*\*Includes 54 Precinct Drop Boxes



## Mail Ballots Exchanged for In-Person Ballots

A total of 199 voters who requested a Democratic Primary mail ballot and 30 voters who requested a Republican Primary mail ballot chose to vote in-person. Voters had several options to change from a mail ballot to an in-person ballot. Voters could exchange their mail ballot for an in-person ballot at Early Voting and sign a statement authorizing our office to reissue a ballot during. On Election Day voters could cast a provisional ballot at their assigned precinct.

Return Method	Democratic Primary	Republican Primary	Total
Exchanged at Early Voting	37	1	38
Exchanged on Election Day	75	17	92
Reissued during Early Voting	29	4	33
Provisional	58	8	66
<b>Total</b>	<b>199</b>	<b>30</b>	<b>229</b>

## Issues or Rejections

Mail ballots can be 'rejected' in two ways - by the scanner when being tallied or a material omission. A material omission occurs when something is missing on a ballot's return materials, such as the voter's signature.

Voters were permitted to "cure" or correct omissions on their mail ballots up until noon the Friday after the election. 40 of the voters contacted for the Democratic Primary cured their ballots. 3 of the voters contacted for the Republican Primary cured their ballots.

Ballots that are rejected by the scanner are hand counted by a team of election officers. If voter intent can be determined, these ballots are counted.

Issue	Number of Dem Mail Ballots	% of Dem Mail Ballots	Number of Rep Mail Ballots	% of Rep Mail Ballots
Rejected by scanner/Counted by hand	173	3.2% of total ballots accepted	23	0.4% of total ballots accepted
Rejected for Omission	32	0.6% of total ballots returned	4	0.1% of total ballots returned
Omissions Corrected	40	0.7% of total ballots returned	3	0.05% of total ballots returned

# Election Day

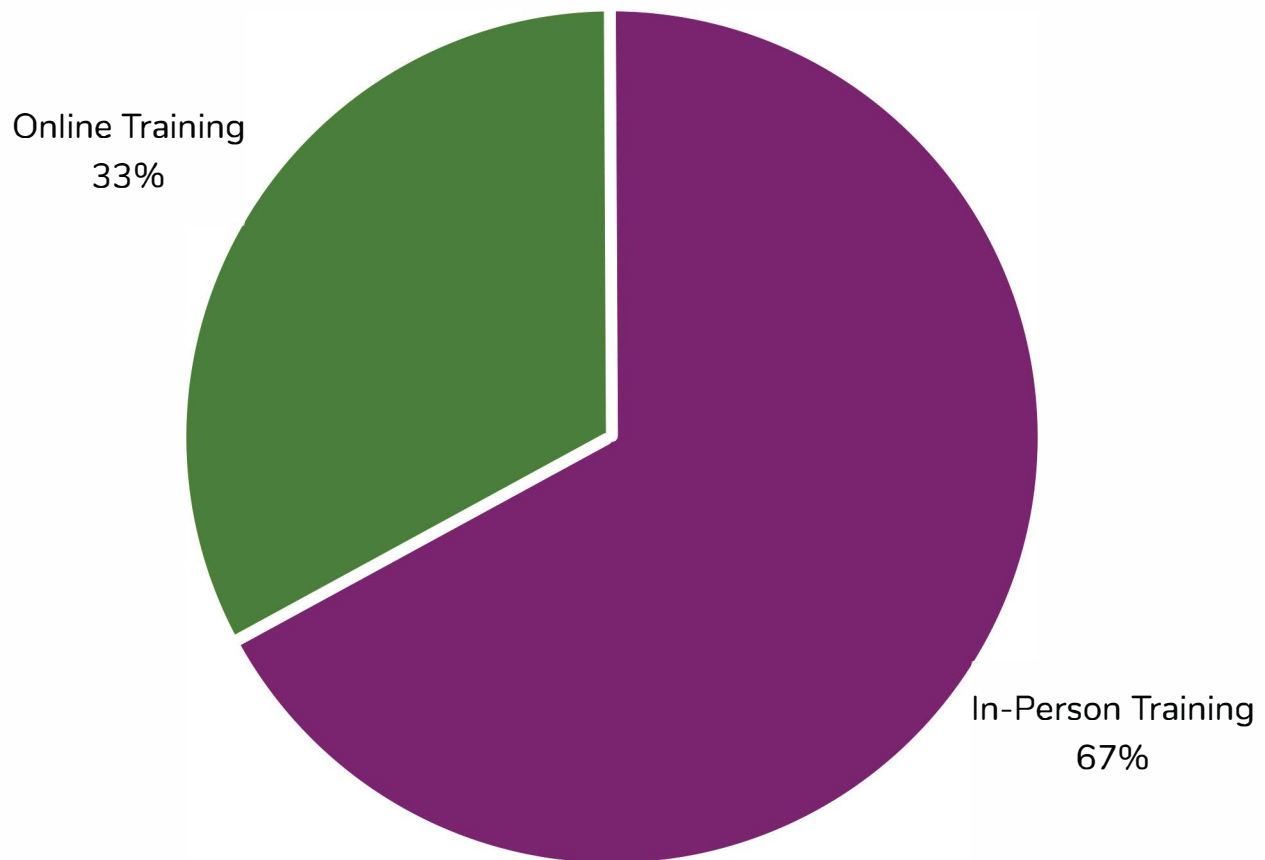
## Voter Wait Times

No wait times were reported at any time on Election Day.

## Election Officers

307 Election Officers worked on Election Day. Election Officer training was offered both in-person and online. The majority of Election Officers attended in-person training.

In addition to online and in-person training, Equipment Lab was also offered so Election Officers could have hands-on training with voting equipment. 23% of Election Officers attended Equipment lab, in addition to attending online or in-person training.



# Provisional Data

A provisional ballot is issued when a voter's eligibility cannot be determined on Election Day.

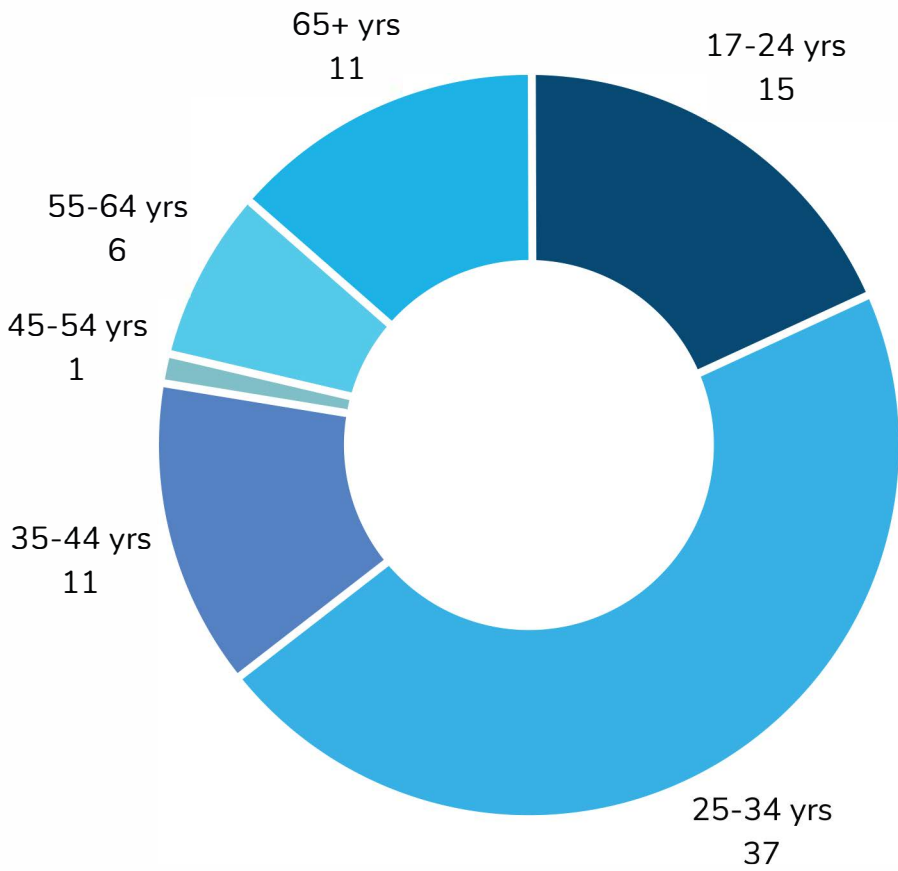
<b>Provisional Ballots</b>	<b>Democratic Primary</b>	<b>Republican Primary</b>
<b>Total Issued</b>	<b>143</b>	<b>26</b>
• Pollbook Error	0	0
• Mail Ballots	58	8
• No ID & Other	4	2
• Same Day Registration	81	16
<b>Counted</b>	<b>137</b>	<b>24</b>
<b>Not Counted</b>	<b>6</b>	<b>2</b>

## Same Day Registration

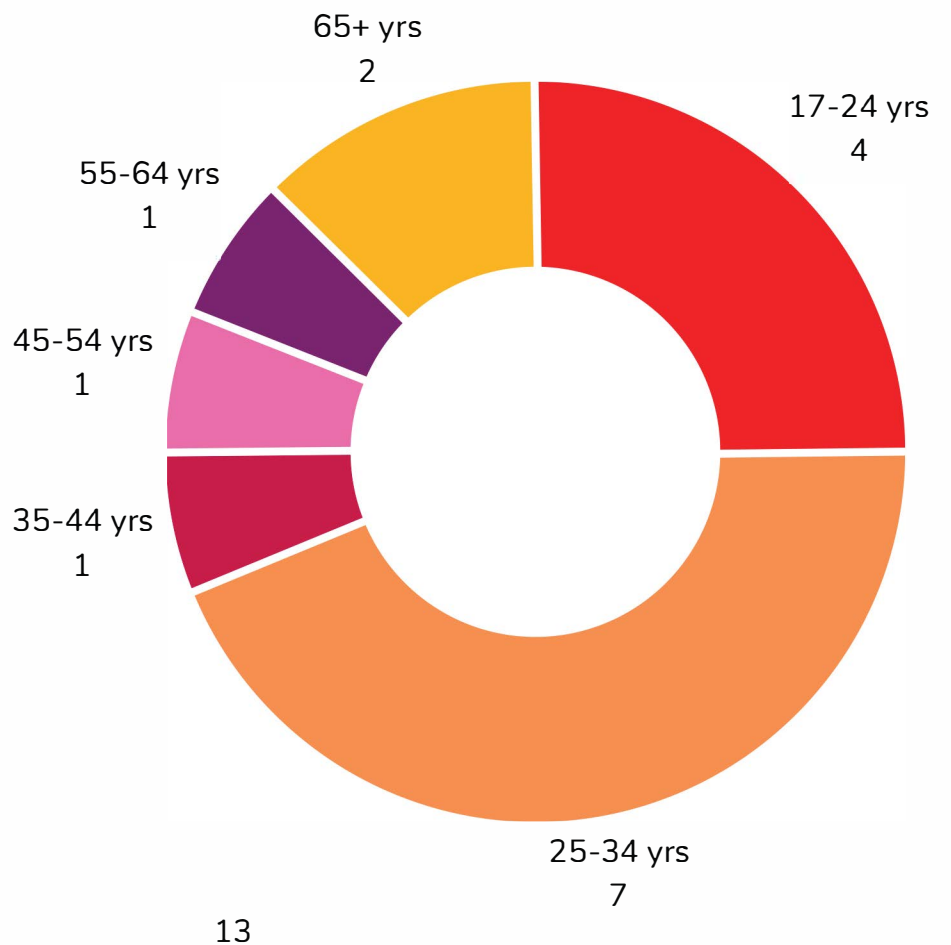
Voters who miss the registration deadline may register or update their name and address in-person during Early Voting or at their polling place on Election Day. All new registrations received after the deadline vote a provisional ballot. Same Day Registration began on May 29, 2024.

	<b>Democratic Primary</b>	<b>Republican Primary</b>
<b>Early Voting SDRs</b>	<b>16</b>	<b>2</b>
<b>Election Day SDRs</b>	<b>65</b>	<b>14</b>

## Democratic Primary Provisional Ballot Age Ranges



## Republican Primary Provisional Ballot Age Ranges



## **Staffing**

---

The office has 9 permanent employees. A total of 44 temporary employees were hired from May 3 – June 21.

32 Election Officers and temporary and permanent employees, noted above, staffed and managed the early voting locations and Central Absentee Precinct.

307 Election Officers worked on Election Day.