



# November 8, 2022 Post-Election Report



---

Office of Voter Registration and Elections  
2100 Clarendon Boulevard, Suite 320 Arlington, VA 22201  
Phone: 703 -228-3456 | Fax: 703-228-3659 | TTY: 703-228-4611  
[vote.arlingtonva.gov](http://vote.arlingtonva.gov) | [voters@arlingtonva.us](mailto:voters@arlingtonva.us)

# Voter Registration in 2022

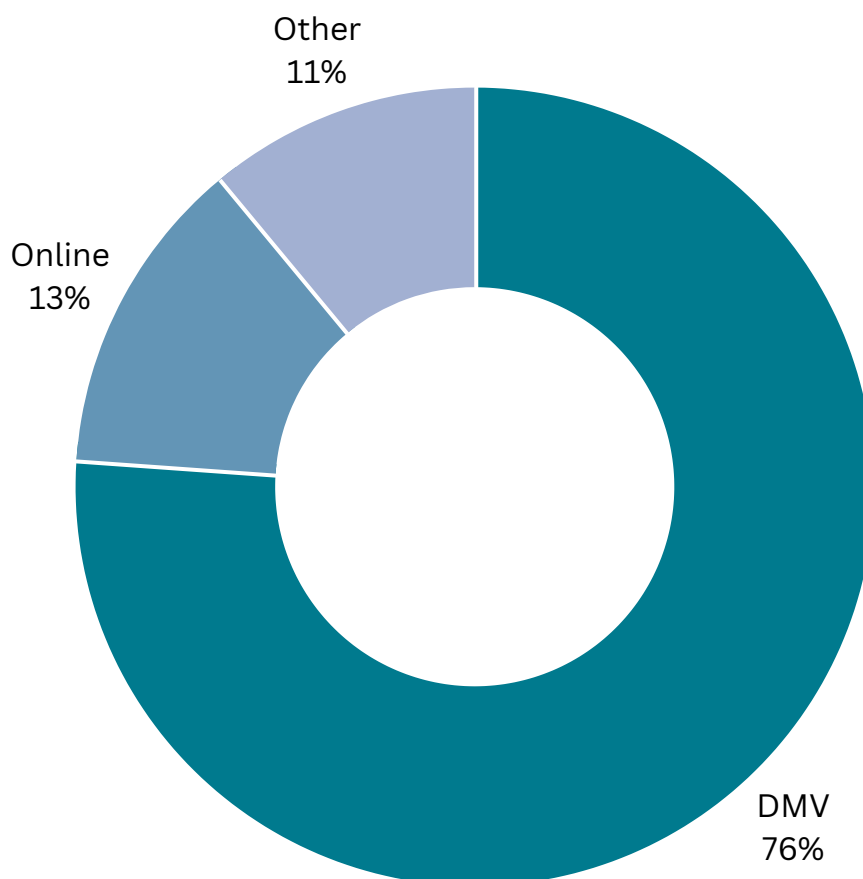
As of November 1, 2022, the Office of Voter Registration and Elections processed 30,478 registration records, excluding Same Day Registrations.

More than 6,000 applications from the Department of Motor Vehicles were delayed between May and September in Arlington. There is no indication that this delay led to voters experiencing issues on Election Day.

Transactions Processed	
Re-registration	919
Voter Added	19,291
Voter Removed	10,268
Total	30,478

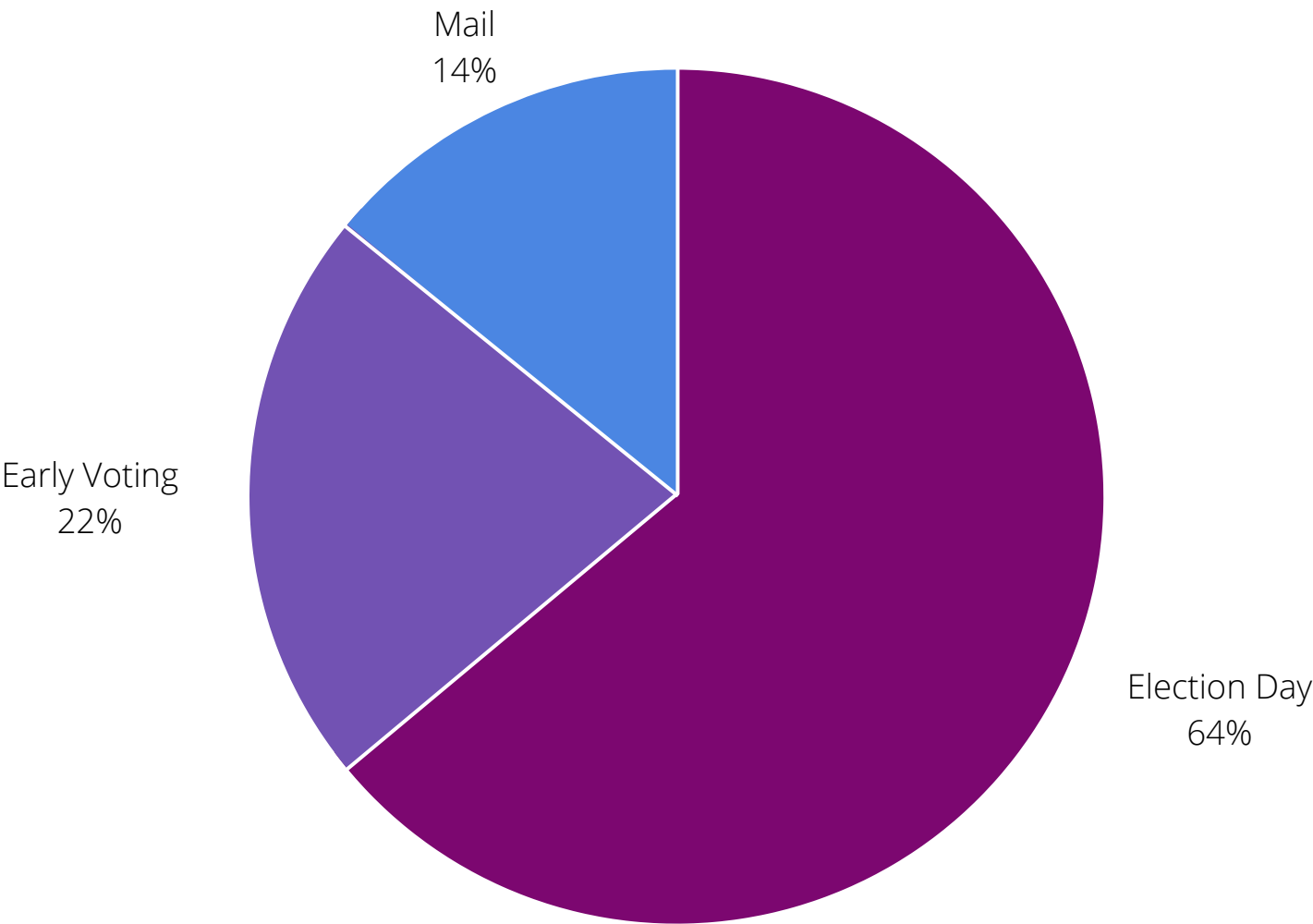
## How Did Voters Register?

76% of voters chose to register through the Department of Motor Vehicles and 13% of voters registered online. The remaining 11% of voters registered via Third Party Voter Drives, Confirmation Notices, Discretionary Agencies, In Person, State and Federal Forms, Disability Offices, etc.



# Voter Turnout & Method

57% of active voters participated in this Election.



Total Turnout	91,805
Election Day	58,602
Early Voting	20,418
Mail	12,785

## Historical Comparison

This was a general election for the offices of U.S. House of Representatives (8th District), County Board (1 seat), School Board (1 seat), and six bond questions. Turnout was similar to the previous mid-term election in 2018 but exceeded the mid-term elections in 2014 and 2010.

Election	Registered Voters	Total Voting	Percent Voting	Total Before Election	Percent Before Election
2010	132,583	57,768	44%	5,573	4%
2014	141,085	60,757	43%	7,115	5%
2018	150,820	86,682	57%	20,751	14%
2022	160,125	91,805	57%	33,203	36%

## Vote-by-Mail

Ballots Mailed	16,877
Counted	12,785
Mail Ballots Exchanged for In-Person Voting	993
Rejected	323

16,877 ballots were mailed to voters who requested one. This includes reissued ballots (ballots reported lost or spoiled) and email ballots (UOCAVA and ADA voters). 12,785 ballots were counted. 993 ballots were exchanged so that the voter could vote in person. 323 ballots were rejected.

### UOCAVA

UOCAVA is a special category of mail ballot voters. These are voters who are either in the military or reside overseas. These voters are eligible to receive their ballots by mail or email.

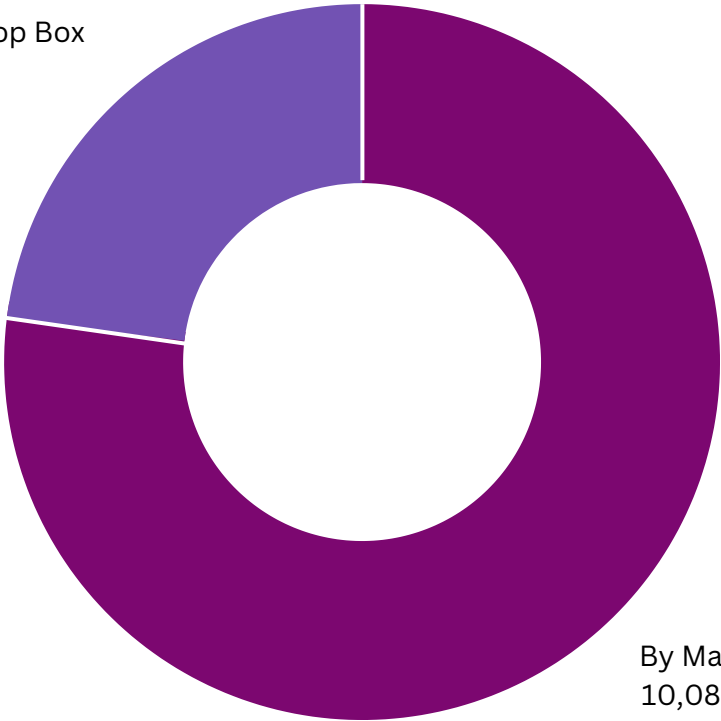
### ADA

In August 2020, Virginia entered into an agreement to allow print disabled voters the ability to use the online tool for UOCAVA voters to mark their ballots from home.

Return Method

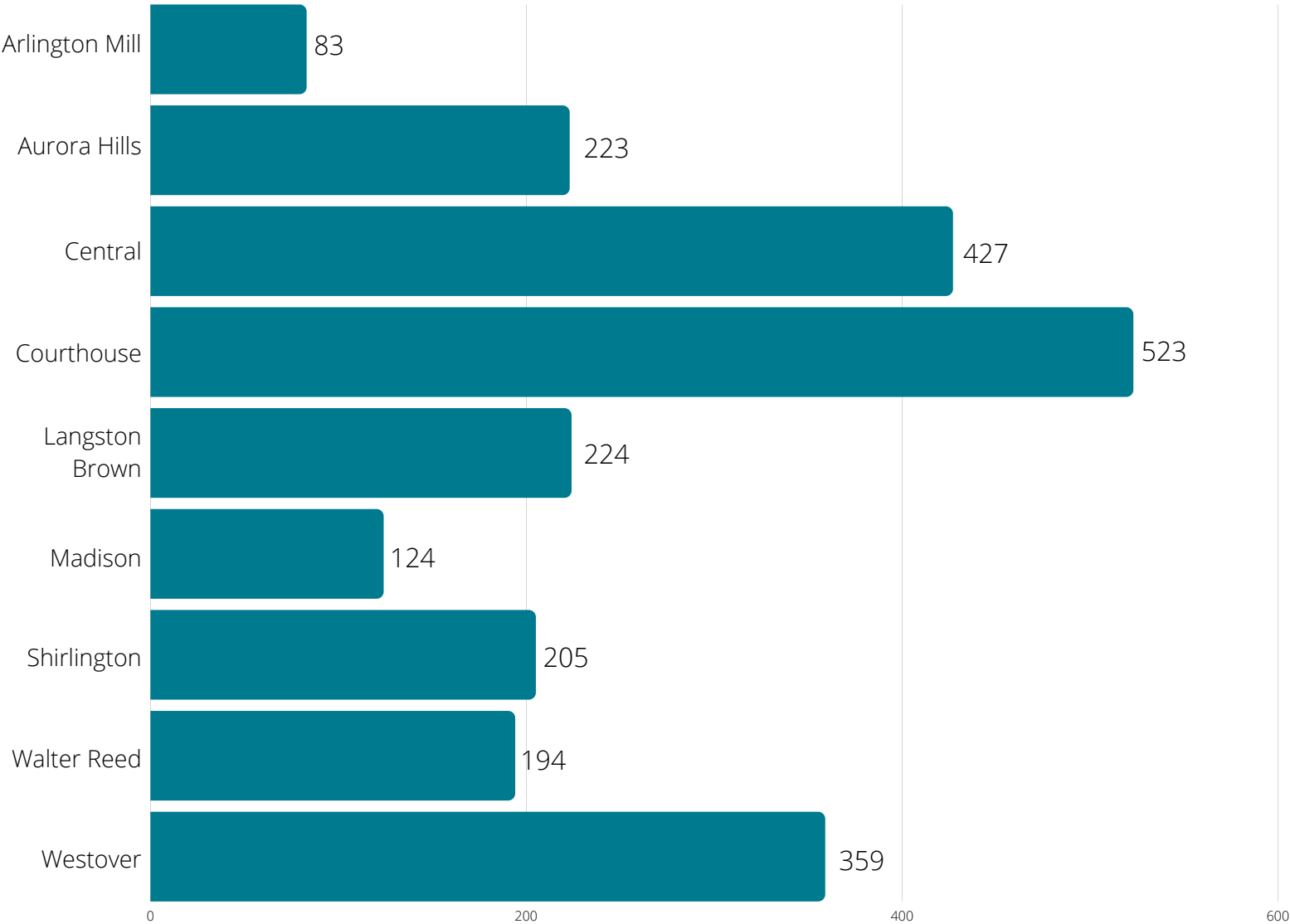
Nine 24-hour drop boxes were available from September 26 to November 8, 2022. Drop boxes were also available at the 3 Early Voting and 54 Polling Locations while the sites were open for in-person delivery. 3,027 ballots were returned using a drop box. This includes 470 returned to polling places on Election Day and 195 returned at Early Voting sites.

In Person/Drop Box  
3,027



By Mail  
10,081

Ballots Received at 24-Hour Drop Boxes



## Mail Ballots Exchanged for In-Person Ballots

A total of 430 voters who requested a mail ballot chose to vote in-person. Voters had several options to change from a mail ballot to an in-person ballot. Voters could exchange their mail ballot for an in-person ballot at Early Voting or their assigned precinct on Election Day, sign a statement authorizing our office to reissue a ballot during early voting, or cast a provisional ballot on Election Day.

Return Method	Number
Exchanged at Early Voting	170
Exchanged on Election Day	260
Reissued during Early Voting	180
Provisional	383
Total	993

## Issues or Rejections

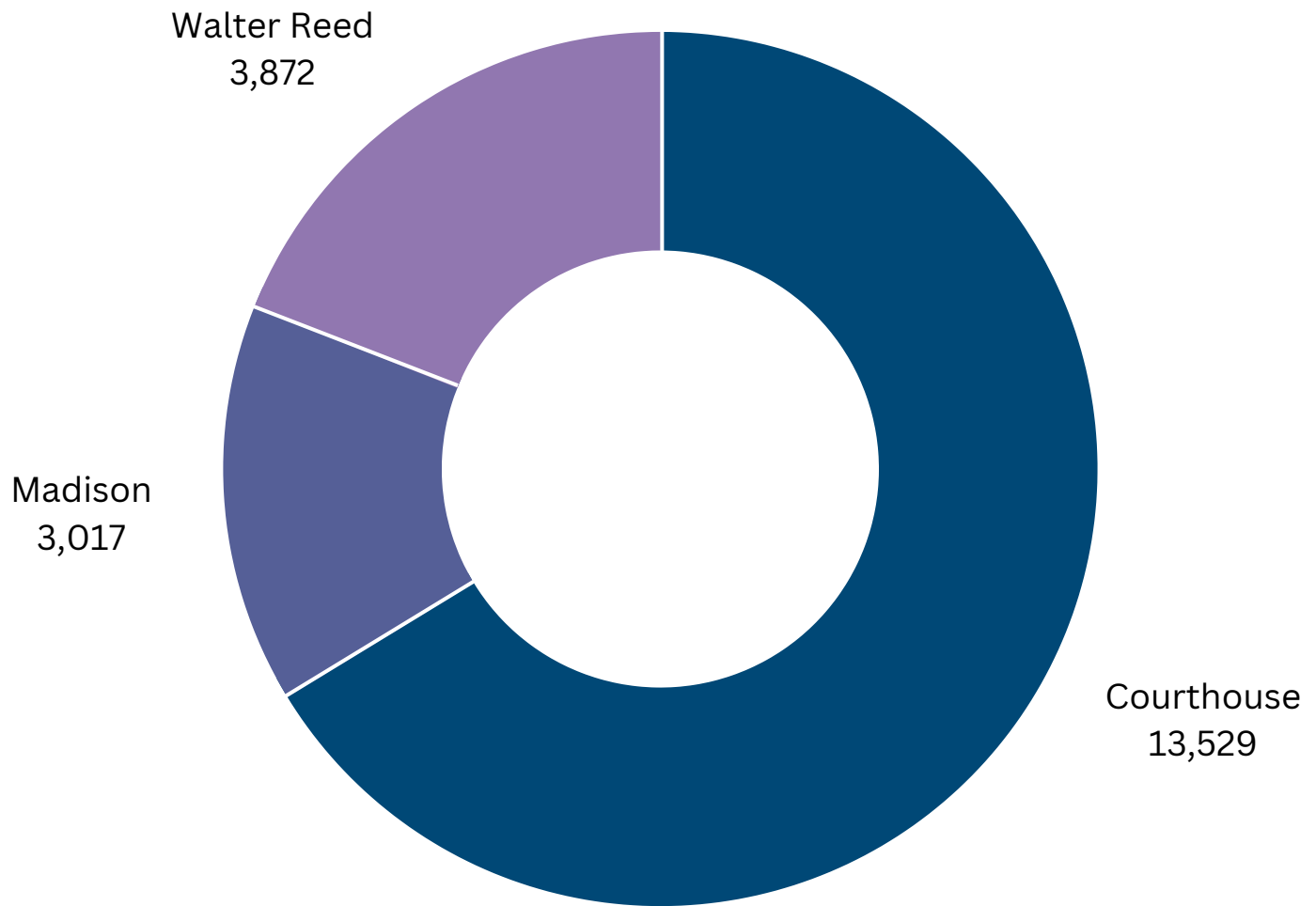
Mail ballots can be 'rejected' in two ways - by the scanner when being tallied or a material omission. A material omission occurs when something is missing on a ballot's return materials, such as the voter's signature.

Voters were permitted to "cure" or correct omissions on their mail ballots up until noon the Friday after the election. 92 of the voters that were contacted cured their ballot.

Ballots that are rejected by the scanner are hand counted by a team of election officers. If voter intent can be determined, these ballots are counted. 128 ballots were rejected by the scanner and counted by hand.

Issue	Number	% of Mail Ballots
Rejected by scanner/Counted by hand	128	1.2%
Rejected for Omission	323	3%
Omissions Corrected	92	0.8%

# Early Voting



## Early Voting Site Turnout

3 Early Voting sites were open for this election. The main site at 2100 Clarendon Blvd was open Mon-Fri September 23 - November 4, with extended hours on October 25-27 and November 1-3. 2100 Clarendon Blvd was also open for two Saturdays, October 29 and November 5, as well as one Sunday, October 30. 13,529 voters cast regular ballots at the main site during this time.

Two additional satellite Early Voting sites were opened at Madison and Walter Reed Community Centers on October 25-27 and November 1-3. The sites were also open for two Saturdays, October 29 and November 5, as well as one Sunday, October 30. 3,017 voters at Madison and 3,872 at Walter Reed cast regular ballots during this time.

## Voter Wait Times

Most wait times were 0-5 minutes. On the final Friday and Saturday wait times were 0-20 minutes.

# Election Day

## Election Officers

458 Election Officers worked on Election Day. 100% of Election Officers attended in-person training.

## Election Officer Performance

Election Officer Feedback - A post-election survey of election officers revealed some additional findings:

- 100% of Chiefs rated their staff's skill level as "Excellent" or "Good."
- 89.7% of precinct leadership (Chiefs, Assistant Chiefs, and Registration Clerks) rated their training as "Excellent" or "Good".
- 89.3% of Chiefs said their precinct was sufficiently staffed with Election Officers.

## Spoiled Ballots

A spoiled ballot is when a voter makes a mistake marking their ballot. The voter can exchange the ballot for a replacement ballot. 888 ballots were spoiled.

## Voter Wait Times

No wait times were reported at any time on Election Day.

# Provisional Data

A provisional ballot is issued when a voter's eligibility cannot be determined on Election Day.

Provisional Ballots	Number
Issued:	2,317
• Pollbook Error	28
• Mail Ballots	343
• No ID & Other	11
• Same Day Registration	1,935
Counted	2,199
Not Counted	118



# Same Day Registration (SDR)

Beginning with the 2022 General Election, voters who miss the registration deadline may now register or update their name and address in-person during Early Voting or at their polling place on Election Day. All new registrations received after the deadline vote a provisional ballot.

## Early Voting SDRs

Beginning October 18, Arlington residents could register and vote a provisional ballot at any Early Voting location.

282 Provisional Ballots were cast during Early Voting.

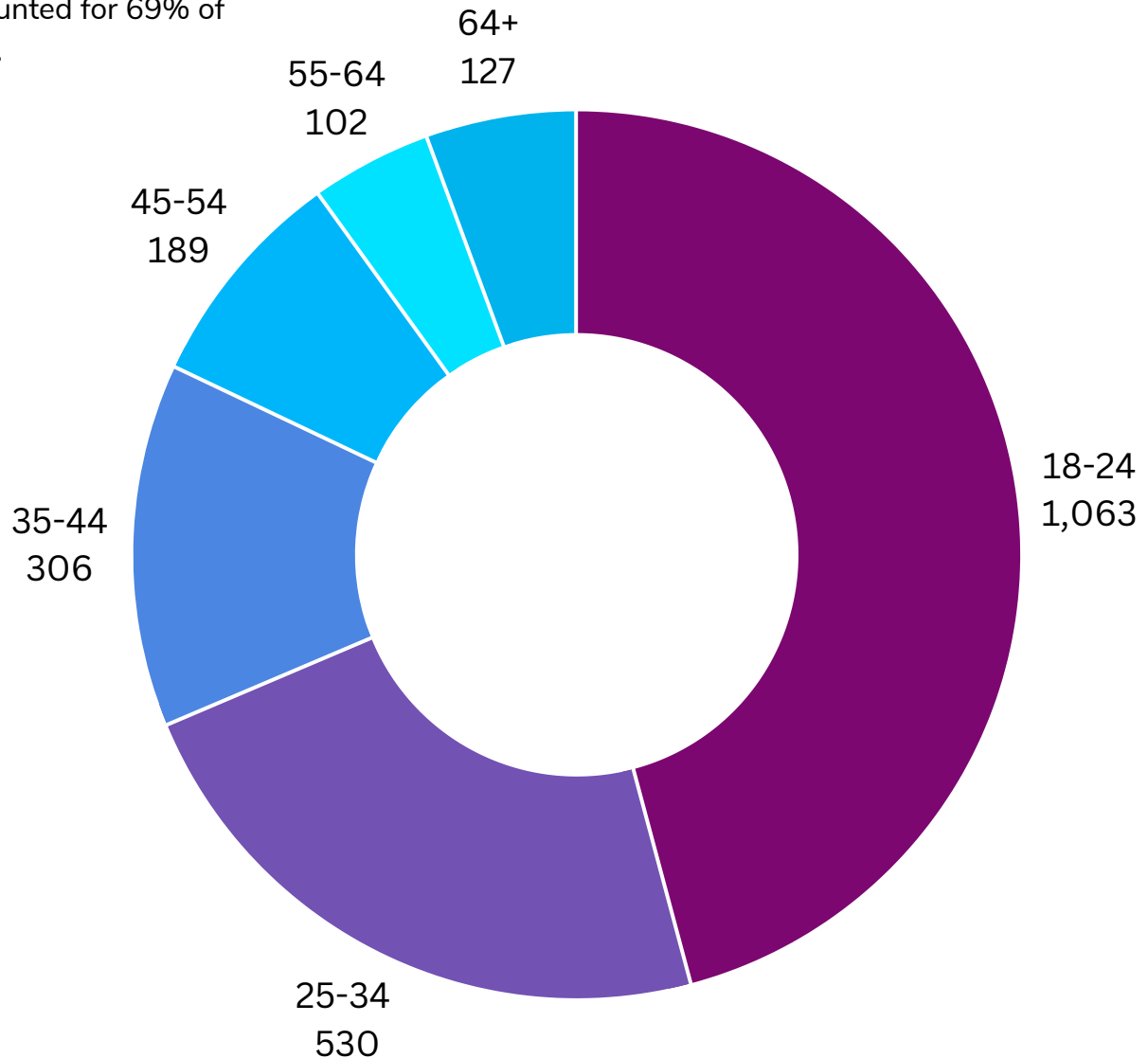
## Election Day SDRs

On Election Day, voters must register to vote at the polling place in the precinct in which they reside.

2,035 Provisional Ballots were cast on Election Day.

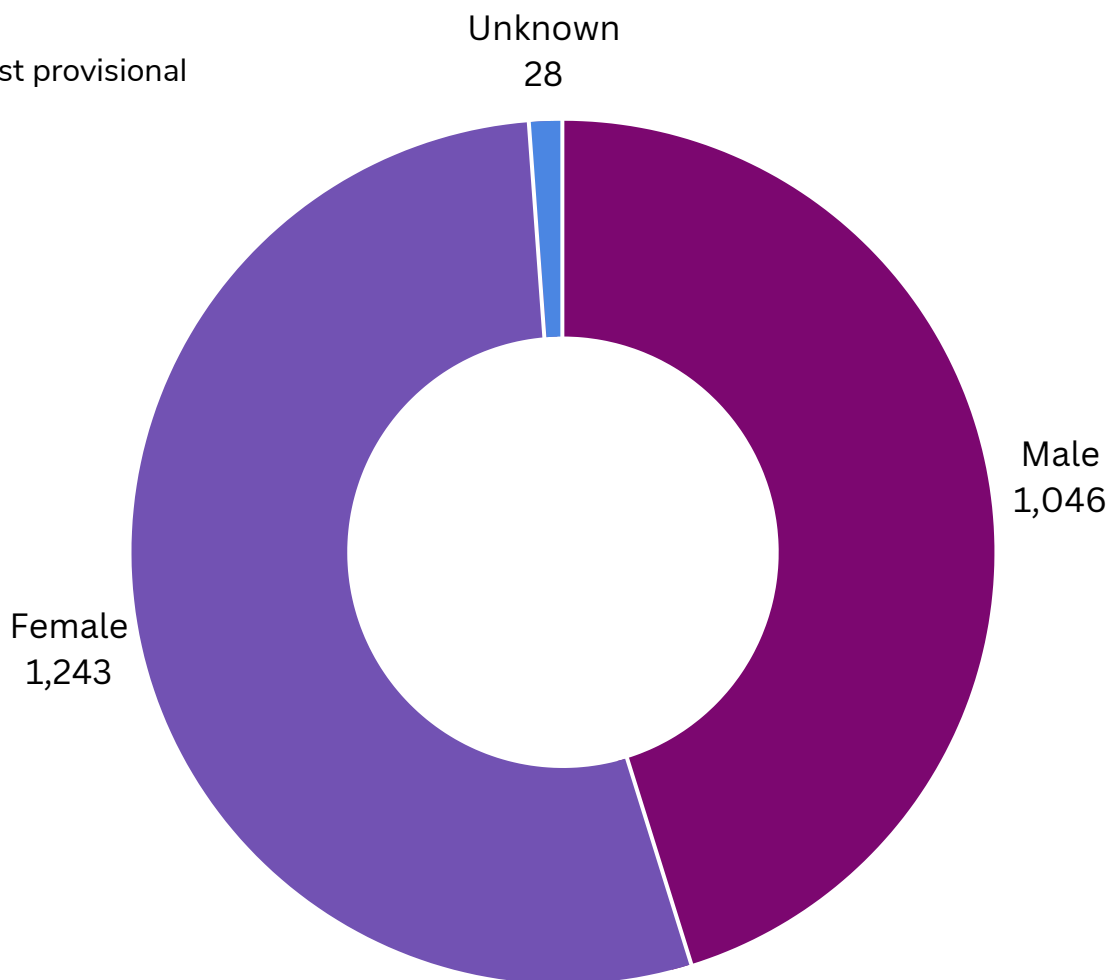
## Age Ranges

Voters under 35 accounted for 69% of provisional votes cast.



## Gender

Slightly more females cast provisional ballots than males.



## Administration

### Staffing

The office has 8 permanent employees. Between September 23 and November 19, these employees worked a combined total of 316.5 hours of compensatory and overtime.

69 temporary employees were hired from September 21 – November 22. They worked a total of 421 overtime hours during this time.

44 Election Officers and temporary and permanent employees, noted above, staffed and managed the early voting locations and Central Absentee Precinct.

458 Election Officers worked on Election Day.