

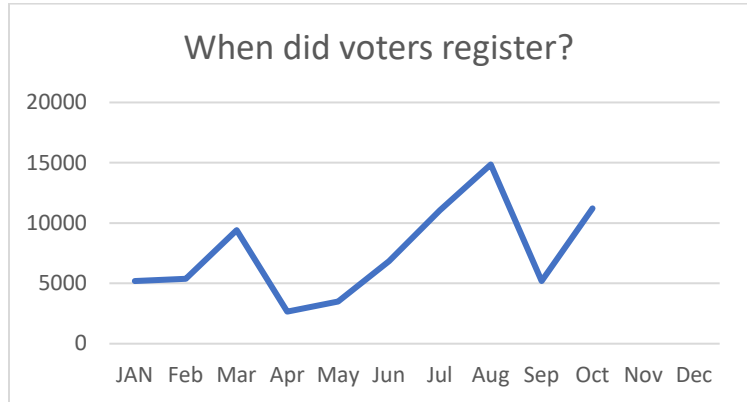
# Post-Election Report – November 2, 2021

## Voter Registration in 2021

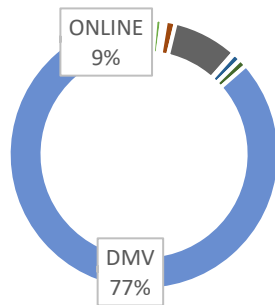
As of November 1, 2021, the Office processed 45,776 registration records. 1,042 of these were re-registrations where no data changed. 21,186 were new voters to Arlington. 23,548 were voters removed from Arlington.

77% of voters choose to register through the Department of Motor Vehicles.

Transactions Processed	
Re-registration	1,042
Voter Added	21,186
Voter Removed	23,548
<b>Total</b>	<b>45,776</b>



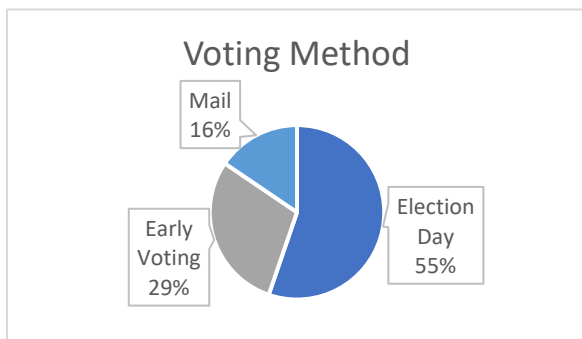
## How did Voters Register?



- PUBLIC ASSISTANCE
- DISCRETIONARY AGENCIES
- VOTER CARD
- OTHER DOCUMENTATION
- CONFIRMATION NOTICE
- STATE FORM
- DMV
- ONLINE VOTER DRIVE
- ONLINE VOTER DRIVE - MAIL
- DISABILITY OFFICES
- FEDERAL FORM
- NATIONAL FORM
- IN PERSON
- CONFIRMATION TRANSFER
- VOTER DRIVE
- ONLINE
- ONLINE - MAIL

## Voter Turnout & Method

62% of active voters participated in this Election. 55% of voters voted on Election Day, 16% voted by mail, and 29% in person during early voting.



<b>Total Turnout</b>	<b>95,531</b>
Election Day	52,583
Early Voting	27,800
Mail	14,765

### Historical Comparison

Turnout exceeded previous gubernatorial elections.

Election	Registered Voters	Total Voting	Percent Voting	Total Before Election	Percent Before Election
2013	137,143	67,762	49%	7,304	11%
2017	143,816	85,382	59%	12,245	14%
2021	154,782	95,531	62%	42,565	45%

### Vote-By-Mail

#### Summary

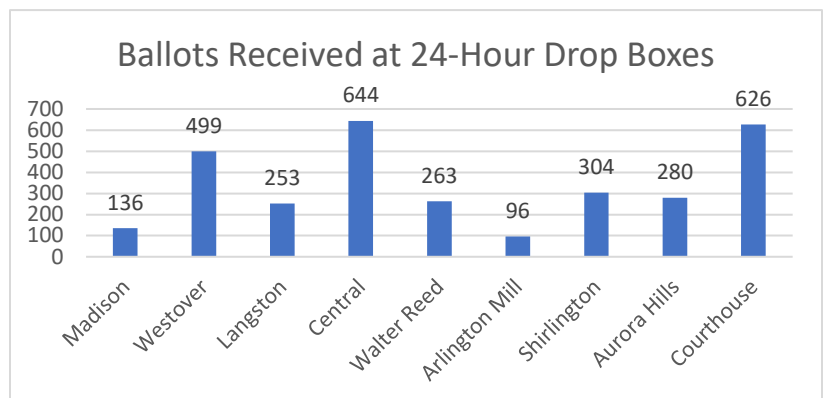
19,613 ballots were mailed to voters who requested one. This includes reissued ballots when voters reported their ballot lost or spoiled and ballots emailed to overseas and voters who requested accommodation. 14,765 ballots were counted. 1,215 ballots were exchanged so that the voter could vote in person. 132 ballots were rejected.

Ballots Mailed	19,613
Counted	14,765
Mail Ballots exchanged for In Person Voting	1,215
Rejected	132

#### Return Method

Nine 24-hour drop boxes were available from September 20 to November 2, 2021. Drop boxes were also available at 3 Early Voting and 54 Polling Locations while the sites were open for in person delivery. 3,859 ballots were returned using a drop box. This included 431 returned to polling places on Election Day and 327 returned at Early Voting Sites.

Return Method	Number
By Mail	11,038
In Person/Drop Box	3,859



#### Mail Ballots Exchanged for In Person Ballots

A total of 1,215 voters who requested a mail ballot chose to vote in person. Voters had several options to change from a mail ballot to an in person ballot. Voters could exchange their mail ballot for an in person ballot at early voting or their assigned precinct on Election Day, sign a statement authorizing our office to reissue a ballot during early voting, or cast a provisional ballot on Election Day.

Method of Exchange	Number
Exchanged at Early Voting	304
Exchanged on Election Day	253
Reissued during Early Voting	296
Provisional	362
Total	1,215

### *Issues or Rejections*

Mail ballots can be ‘rejected’ in two ways. They are missing something on their return materials such as the voter’s signature. This is called a material omission. Ballots can also be rejected by the scanner when being tallied.

Voters were permitted to correct omissions on their mail ballots up until noon the Friday after the election. 310 voters were contacted to correct their ballots because of a material omission. 178 of these were corrected.

Ballots that are rejected by the scanner are hand counted by a team of election officers. If voter intent can be determined, these ballots are counted. 197 ballots were rejected by the scanner and counted by hand.

Issue	Number	% of Mail Ballots
Rejected by Scanner. Counted by Hand	197	1.33 %
Rejected for Omission	132	0.89%
Omissions Corrected	178	1.21%

*UOCAVA* – UOCAVA is a special category of mail ballot voters. These are voters who are either in the military or reside overseas. These voters are eligible to receive their ballots by mail or email.

*ADA* – Virginia entered into an agreement to allow print disabled voters the ability to use the online tool for UOCAVA voters to mark their ballots from home in August 2020.

## Early Voting

### *Early Voting Site Turnout*

3 Early Voting sites were open for this election. The main site at 2100 Clarendon Blvd was open Mon-Fri September 17 – October 30, 2 Saturdays, and 1 Sunday. 18,839 voters voted at the main site during this time.

The remaining sites opened Saturday October 23-October 30. Sites were open 2 Saturdays 9-5, Sunday 11-3, and Tuesday, Wednesday, Thursday 2-7pm. 3,955 voters voted at Madison and 5,006 voters at Walter Reed.

### *Voter Wait Times*

Wait times exceeded 30 minutes the final Saturday at 2 locations. Most waits were 0-15 minutes.

## Election Day

### *Election Officers*

433 Election Officers and 1 High school volunteer worked on Election Day. All training was conducted online. 96% indicated they were very likely to return which is encouraging for future retention.

### *Election Officer Performance*

**Election Officer Feedback** - A post-election survey of election officers revealed some additional findings:

- Precinct leadership was well rated with 88% of Chiefs receiving an “Excellent” rating.
- 96% of election officers rated their training as “Excellent” or “Good.” Most preferred the video options and recommended expanding these.
- Overall, 100% of workers reported feeling “as safe as could be expected” given the pandemic.

### *Provisional Data*

A provisional ballot is issued when a voter’s eligibility cannot be determined Election Day. Of the 383 counted provisional ballots, 362 were because a voter had been issued a mail ballot but did not have their ballot with them. Ballots not counted reflect the voters whose registration could not be determined.

<b>Provisional Ballots</b>	<b>#</b>
Issued	578
Counted	383
Not Counted	195

### *Spoiled Ballots*

A spoiled ballot is when a voter makes a mistake marking their ballot. The voter can exchange the ballot for a replacement ballot. 1,203 ballots were spoiled.

### *Voter Wait Times*

No significant wait times were reported at any time Election Day. Waits that exceed 30 minutes are considered significant.

## Administration

### *Staffing*

The Office has 7 permanent employees. Between August 30 and November 12, these employees worked a combined total of 322 hours of comp and overtime.

40 temporary employees were hired from September 8 – November 12. They worked in total 506 overtime hours during this time or approximately 13 hours of overtime per person over two months.

31 Election Officers and temporary employees noted above staffed and managed the early voting locations.

433 Election Officers and 1 high school volunteers worked Election Day.